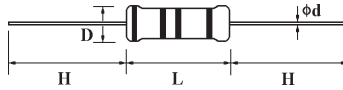


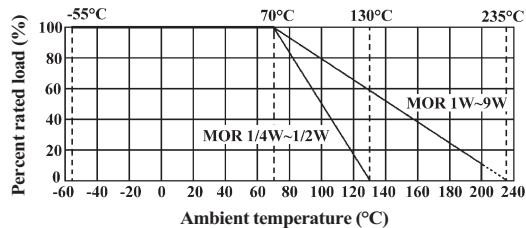
Metal Oxide Film Fixed Resistors:

Feature:

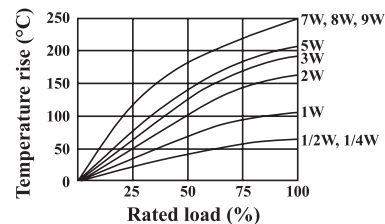
- Excellent flame retardant coating
- Stable performance in diverse environments
- High purity ceramic core
- Meet EIA-RC2655A requirements
- High safety standard



Derating Curve



Heat Rise Chart



Specifications

Part No.	Type	Power Rating At 70°C	Dimension (mm)				Max. Working Voltage	Max. Overload Voltage	Dielectric Withstanding Voltage	Resistance Range
			D Max.	L Max.	d $\begin{matrix} +0.02 \\ -0.05 \end{matrix}$	H ± 3				
Normal Size										
MOR0W4	MOR-25	1/4W	2.5	7.5	0.6	28	250V	400V	250V	0.3Ω ~ 50KΩ
MOR0W2	MOR-50	1/2W	3.5	10	0.6	28	250V	400V	250V	0.3Ω ~ 50KΩ
MOR01W	MOR-100	1W	5	12	0.7	28	350V	600V	350V	0.3Ω ~ 50KΩ
MOR02W	MOR-200	2W	5.5	16	0.8	28	350V	600V	350V	0.3Ω ~ 50KΩ
MOR03W	MOR-300	3W	6.5	17.5	0.8	28	500V	800V	500V	5Ω ~ 100KΩ
MOR05W	MOR-500	5W	8.5	26	0.8	38	750V	1000V	750V	5Ω ~ 100KΩ
MOR07W	MOR-700	7W	8.5	32	0.8	38	750V	1000V	750V	20Ω ~ 150KΩ
MOR08W	MOR-800	8W	8.5	41	0.8	38	750V	1000V	750V	30Ω ~ 200KΩ
MOR09W	MOR-900	9W	8.5	54	0.8	38	750V	1000V	750V	50Ω ~ 200KΩ
Small Size & Extra Small Size										
MOR0S2	MOR-50-S	1/2W	2.5	7.5	0.6	28	250V	400V	250V	0.3Ω ~ 50KΩ
MOR01S	MOR-100-S	1W	4	10	0.7	28	350V	600V	350V	0.3Ω ~ 50KΩ
MOR02S	MOR-200-S	2W	5	12	0.7	28	350V	600V	350V	0.3Ω ~ 50KΩ
MOR03S	MOR-300-S	3W	5.5	16	0.8	28	350V	600V	350V	0.3Ω ~ 50KΩ
MOR05U	MOR-500-SS	5W	6.5	17.5	0.8	28	500V	800V	500V	5Ω ~ 100KΩ
MOR05S	MOR-500-S	5W	8	25	0.8	38	500V	800V	500V	5Ω ~ 150KΩ

- Standard E-24 series values in $\pm 5\%$ tolerance
- Standard Gray base color for Normal Size product ; Blue color for Small Size product
- Standard Non – Flammable coating
- Non – Inductive type available on a case to case basis

Metal Oxide Film Fixed Resistors:

Performance Specifications

Temperature coefficient	$\pm 350\text{PPM}/^\circ\text{C}$
Short-time overload	Normal Size, $\Delta R/R \leq \pm(1\%+0.05\Omega)$, with no evidence of mechanical damage Small Size, $\Delta R/R \leq \pm(2\%+0.05\Omega)$, with no evidence of mechanical damage
Dielectric withstanding voltage	No evidence of flashover, mechanical damage, arcing or insulation breakdown.
Pulse overload	Normal Size, $\Delta R/R \leq \pm(2\%+0.05\Omega)$, with no evidence of mechanical damage Small Size, $\Delta R/R \leq \pm(5\%+0.05\Omega)$, with no evidence of mechanical damage.
Terminal strength	No evidence of mechanical damage.
Resistance to Soldering heat	$\Delta R/R \leq \pm(1\%+0.05\Omega)$, with no evidence of mechanical damage.
Solderability	Min. 95% coverage.
Resistance to solvent	No deterioration of protective coating and markings.
Temperature cycling	$\Delta R/R \leq \pm(2\%+0.05\Omega)$, with no evidence of mechanical damage.
Humidity (Steady state)	$\Delta R/R \leq \pm(2\%+0.05\Omega)$, with no evidence of mechanical damage.
Load life in humidity	$\Delta R/R: \pm 5\%$ for $<100\text{K}\Omega$; $\pm 10\%$ for $\geq 100\text{K}\Omega$.
Load life	$\Delta R/R: \pm 5\%$ for $<100\text{K}\Omega$; $\pm 10\%$ for $\geq 100\text{K}\Omega$.
Flame retardant	No evidence of flaming or arcing.

Ordering Procedure (Example: MOR 1W-S 5% 8.2 Ω T/B-1000)

